

NEPEAN Power is a proven leader in the supply and manufacture of quality engineered solutions, products and technologies. Established in 1994, through the commitment of our dedicated team we have become a supplier of choice.



X0400 is one economical slim 480W Din rail power supply series, adapt to be installed on TS-35/7.5 or TS-35/15 mounting rails. The body is designed 85.5mm in width, which allows space saving inside the cabinets. The entire series adopts the full range AC input from 90VAC to 264VAC and conforms to EN61000-3-2.

X0400 is designed with metal housing that enhances the unit's power dissipation. With working efficiency up to 93%, the entire series can operate at the ambient temperature between -20°C and 70°C under air convection. It is equipped with constant current mode for over-load protection, fitting various inductive or capacitive applications. The complete protection functions and relevant certificates for industrial control apparatus (UL508, TUV EN60950-1, etc.) make X0400 a very competitive power supply solution for industrial applications.

## Features

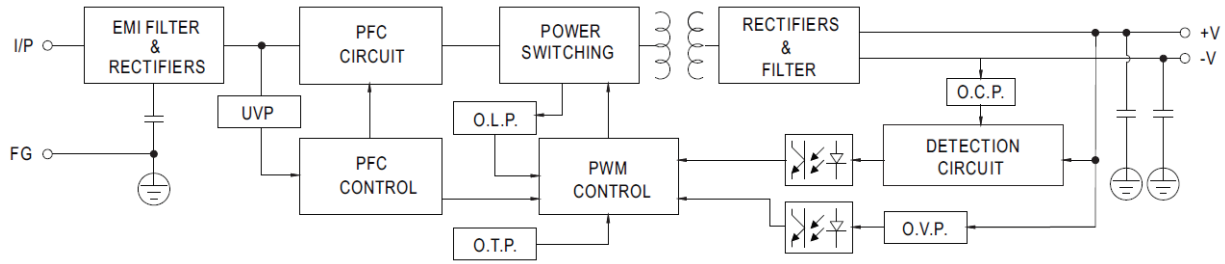
- Universal AC input/full range
- Built-in active PFC function
- Protections: Short circuit/overload/over voltage/over temperature
- Cooling by free air convection
- Can be installed on DIN rail TS-35/7.5 or 15
- UL 508 (industrial control equipment) approved
- EN61000-6-2 (EN50082-2) industrial immunity level
- 100% full load burn-in test
- 3 years warranty

## Specification

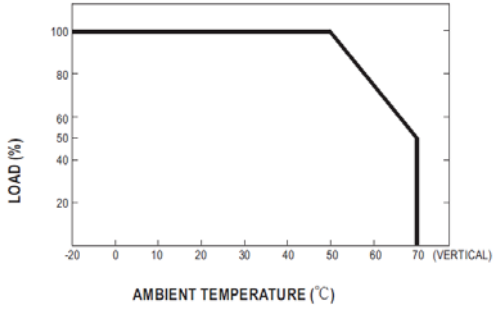
<b>Output</b>	DC Voltage	24V		
	Rated Current	20A		
	Current Range	0 ~ 20A		
	Rated Power	480W		
	Ripple & Noise (max.)	(Note.2)	150mVp-p	
	Voltage Adj. Range	24 ~ 28V		
	Voltage Tolerance	(Note.3)	±1.0%	
	Line Regulation	±0.5%		
	Load Regulation	±1.0%		
	Setup, Rise Time	1500ms, 100ms/230VAC    3000ms, 100ms/115VAC at full load		
Hold Up Time (Typ.)	16ms/230VAC    16ms/115VAC at full load			
<b>Input</b>	Voltage Range	(Note.6)	90 ~ 264VAC    127 ~ 370VDC	
	Frequency Range	47 ~ 63Hz		
	Power Factor (Typ.)	PF>0.98/115VAC, PF>0.94/230VAC at full load		
	Efficiency (Typ.)	92.5%		
	AC Current (Typ.)	4.8A/115VAC	2.4A/230VAC	
	Inrush Current (Typ.)	20A/115VAC	35A/230VAC	
	Leakage Current	<2mA/240VAC		
<b>Protection</b>	Overload	105 ~ 130% rated output power Protection type: Constant current limiting, unit will shut down after 3 sec., re-power on to recover		
	Over Voltage	29 ~ 33V Protection type: Shut down o/p voltage, re-power on to recover		
	Over Temperature	Shut down o/p voltage, recovers automatically after temperature goes down		
<b>Environment</b>	Working Temp.	-20 ~ +70°C (Refer to "Derating Curve")		
	Working Humidity	20 ~ 95% RH non-condensing		
	Storage Temp., Humidity	-40 ~ +85°C, 10 ~ 95% RH		
	Temp. Coefficient	±0.03%/°C (0 ~ 50°C)		
	Vibration	Component: 10 ~ 500Hz, 2G 10min./1 cycle, 60min. each along X, Y, Z axes; Mounting: Compliance to IEC60068-2-6		
<b>Safety &amp; EMC</b>  (Note.4)	Safety Standards	UL508, TUV EN60950-1 approved		
	Withstand Voltage	I/P-O/P:3KVAC	I/P-FG:2KVAC	O/P-FG:0.5KVAC
	Isolation Resistance	I/P-O/P, I/P-FG, O/P-FG:>100M Ohms / 500VDC / 25°C / 70% RH		
	EMC Emission	Compliance to EN55022 (CISPR22), EN61204-3 Class B, EN61000-3-2,-3		
<b>Others</b>	EMC Immunity	Compliance to EN61000-4-2, 3, 4, 5, 6, 8, 11, EN55024, EN61000-6-2 (EN50082-2), EN61204-3, heavy industry level, criteria A		
	MTBF	146.8K hrs min.		MIL-HDBK-217F (25°C)
	Dimension	85.5 x 125.2 x 128.5mm (W x H x D)		
<b>Note</b>	Packing	1.5Kg; 8pcs/13Kg/0.9CUFT		
	<p>1. All parameters NOT specially mentioned are measured at 230VAC input, rated load and 25°C ambient temperature.                  2. Ripple and noise are measured at 20MHz of bandwidth by using a 12" twisted pair-wire terminated with a 0.1uf &amp; 47uf parallel capacitor.                  3. Tolerance: includes set up tolerance, line regulation and load regulation.                  4. The power supply is considered a component which will be installed into a final equipment. The final equipment must be re-confirmed that it still meets EMC directives.                  5. Installation clearances: 40mm on top, 20mm on the bottom, 5mm on the left and right side are recommended when loaded permanently with full power. In case the adjacent device is a heat source, 15mm clearance is recommended.                  6. Derating may be needed under low input voltage. Please check the derating curve for more details.</p>			

# Power Supply - X0400

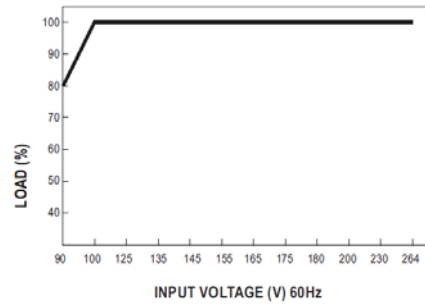
## Block Diagram



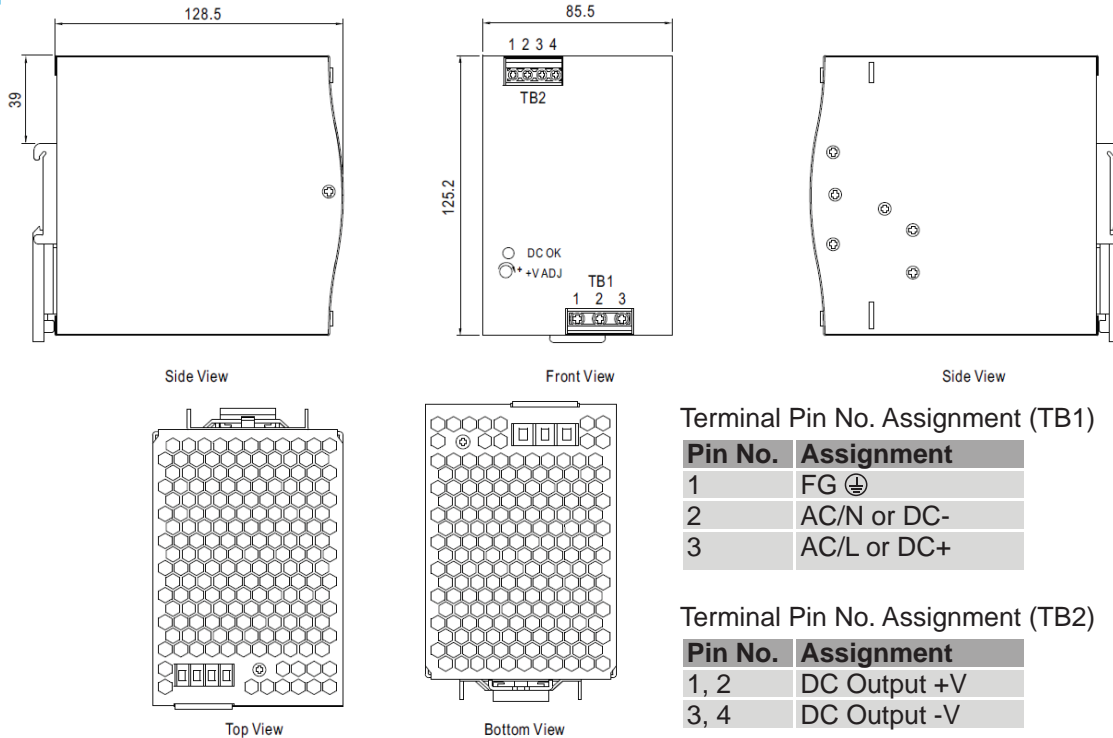
## Derating Curve



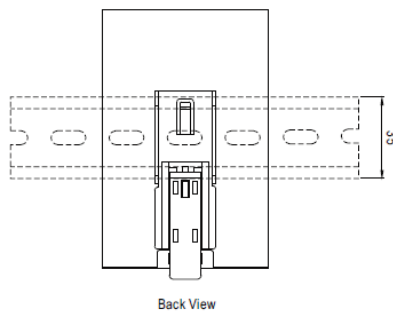
## Output Derating VS Input Voltage



## Mechanical Specification



## Installation Instruction



Admissible Din-Rail: TS35/7.5 or TS35/15  
 (for reference only. Not included with unit)



**NEPEAN**  
Power

www.nepeanpower.com

For more information please contact:

P: +61 2 4028 5000

E: power@nepean.com